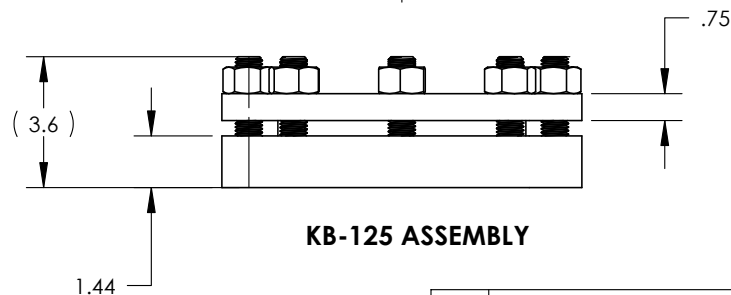
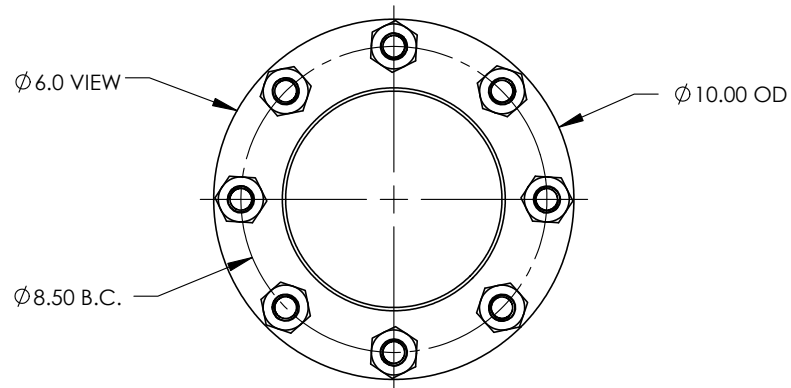
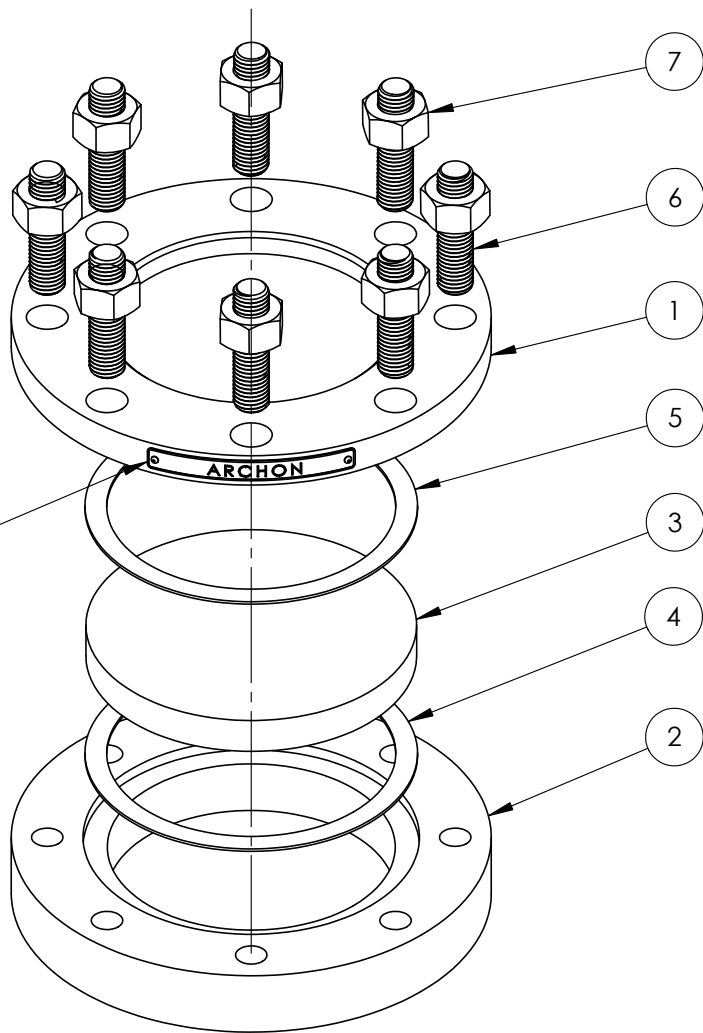


**NOTES:**

1. FASTENERS CONFORM TO THE REQUIREMENTS OF ASME B&PV CODE, SECTION VIII
2. FLANGE MATERIAL CONFORMS TO THE REQUIREMENTS OF ASME B&PV CODE, SECTION VIII
3. PRESSURE RATING: 150 PSI/FV @500°F. TEMPERATURE RATING MAY BE LIMITED BY GASKET SELECTION.

REVISIONS				
REV	DESCRIPTION	DATE	DRAWN	APPROVED
A	INITIAL RELEASE	06/15/17	J.CUSTY	



**KB-125 ASSEMBLY**

9	DRIVE SCREW	2
8	LABEL, ARCHON	1
7	HEX NUT, HEAVY, 3/4-10 UNC	8
6	STUD, 3/4-10 UNC X 3" LG	8
5	CUSHION GASKET	1
4	SEAL GASKET	1
3	LENS	1
2	WELD PAD	1
1	COVER FLANGE	1
ITEM	DESCRIPTION	QTY.

**BILL OF MATERIAL**

UNLESS OTHERWISE SPECIFIED	DR	JPC	DATE 11/22/16
DIMENSIONS IN INCHES	CHKD	DATE	
DECIMALS FRACTIONS	APVD	DATE	
X ± .030 ± 1/64	APVD	DATE	
XX ± .015 ANGLES ±.5			
XXX ± .010			
REMOVE ALL BURRS AND BREAK SHARP EDGES .02 MAX	MATERIAL: PER ORDER		
SURFACE ROUGHNESS ✓	FINISH:		
DIMENSIONS AFTER PLATING OR COATING	DO NOT SCALE DRAWING		
THIRD ANGLE PROJECTION			



357 SPOOK ROCK ROAD  
SUFFERN, NY 10901  
(845) 368-3600  
FAX (845) 368-3040

TITLE: <b>ASSEMBLY, KB-125</b>		
SIZE <b>A</b>	SCALE:	SHEET 1 OF 1
DWG. NO. <b>KB-125-ASM</b>		REV <b>A</b>